



DEPARTMENT OF REGULATORY AND ECONOMIC RESOURCES (RER)  
BOARD AND CODE ADMINISTRATION DIVISION

## NOTICE OF ACCEPTANCE (NOA)

**MIAMI-DADE COUNTY  
PRODUCT CONTROL SECTION**

11805 SW 26 Street, Room 208  
Miami, Florida 33175-2474  
T (786)315-2590 F (786) 315-2599

[www.miamidade.gov/economy](http://www.miamidade.gov/economy)

**Boral Roofing LLC**  
**7575 Irvine Center Drive #100**  
**Irvine, California, USA 92816**

### SCOPE:

This NOA is being issued under the applicable rules and regulations governing the use of construction materials. The documentation submitted has been reviewed and accepted by Miami-Dade County RER -Product Control Section to be used in Miami Dade County and other areas where allowed by the Authority Having Jurisdiction (AHJ).

This NOA shall not be valid after the expiration date stated below. The Miami-Dade County Product Control Section (In Miami Dade County) and/or the AHJ (in areas other than Miami Dade County) reserve the right to have this product or material tested for quality assurance purposes. If this product or material fails to perform in the accepted manner, the manufacturer will incur the expense of such testing and the AHJ may immediately revoke, modify, or suspend the use of such product or material within their jurisdiction. RER reserves the right to revoke this acceptance, if it is determined by Miami-Dade County Product Control Section that this product or material fails to meet the requirements of the applicable building code.

This product is approved as described herein, and has been designed to comply with the Florida Building Code including the High Velocity Hurricane Zone of the Florida Building Code.

**DESCRIPTION: Saxony 900-Slate & Saxony Split Slate, Saxony 900- Shake & Saxony 900-Split Shake-Flat Profile Tile**

**LABELING:** Each unit shall bear a permanent label with the manufacturer's name or logo, city, state and following statement: "Miami-Dade County Product Control Approved", unless otherwise noted herein.

**RENEWAL** of this NOA shall be considered after a renewal application has been filed and there has been no change in the applicable building code negatively affecting the performance of this product.

**TERMINATION** of this NOA will occur after the expiration date or if there has been a revision or change in the materials, use, and/or manufacture of the product or process. Misuse of this NOA as an endorsement of any product, for sales, advertising or any other purposes shall automatically terminate this NOA. Failure to comply with any section of this NOA shall be cause for termination and removal of NOA.

**ADVERTISEMENT:** The NOA number preceded by the words Miami-Dade County, Florida, and followed by the expiration date may be displayed in advertising literature. If any portion of the NOA is displayed, then it shall be done in its entirety.

**INSPECTION:** A copy of this entire NOA shall be provided to the user by the manufacturer or its distributors and shall be available for inspection at the job site at the request of the Building Official.

This NOA revises NOA# 19-0814.02 and consists of pages 1 through 9.  
The submitted documentation was reviewed by Alex Tigera.



**NOA No.: 21-0420.04**  
**Expiration Date: 05/02/24**  
**Approval Date: 08/26/21**  
**Page 1 of 9**

## ROOFING ASSEMBLY APPROVAL

**Category:** Roofing  
**Sub-Category:** Roofing Tiles  
**Material:** Concrete

### 1. SCOPE

This approves a roofing system using **Saxony 900-Slate & Split Slate, Saxony 900- Shake & Saxony 900- Split Shake** as manufactured by **Boral Roofing LLC, in Okeechobee, Florida** as described in Section 2 of this Notice of Acceptance. For locations where the pressure requirements, as determined by applicable Building Code does not exceed the design pressure values obtained by calculations in compliance with RAS 127 using the values listed in section 4 herein. The attachment calculations shall be done as a moment based system.

### 2. PRODUCT DESCRIPTION

<u>Manufactured by</u> <u>Applicant</u>	<u>Dimensions</u>	<u>Test</u> <u>Specifications</u>	<u>Product</u> <u>Description</u>
Saxony 900-Slate & Split Slate, Saxony 900- Shake & Saxony 900- Split Shake	L =17" W =13" H = 1.19" Thickness: .70"	TAS 112	Flat, Type 3a interlocking Class III, concrete tile equipped with two nail holes. For direct deck or battened nail-on, mortar or adhesive set applications.
Trim Pieces	L= varies W = varies Varying thickness	TAS 112	Accessory trim, concrete roof pieces for use at hips, rakes, ridges and valley terminations. Manufactured for each tile profile.

#### 2.1 PRODUCTS MANUFACTURED BY OTHERS

<u>Product Name</u>	<u>Product Description</u>	<u>Manufacturer</u> <u>(With Current NOA)</u>
ICP Adhesives Polyset AH-160	Two component polyurethane foam adhesive.	ICP Adhesives and Sealants, Inc.
TILE BOND™ Roof Tile Adhesive	Single component polyurethane foam roof tile adhesive.	The Dow Chemical Company
Touch ‘N Seal StormBond® 2 Two-Component Polyurethane Roof Tile Adhesive	Two component polyurethane foam adhesive.	DAP Foam, Inc.
Touch ‘N Seal StormBond® One Component Polyurethane Roof Tile Adhesive	One component polyurethane foam adhesive.	DAP Foam, Inc.
“Tile Tite” Roof Tile Mortar	Premixed, pre-bagged roof tile mortar.	Bermuda Roof Co. Inc.
Bonsal Roof Tile Mortar	Premixed, pre-bagged roof tile mortar.	Bonsal American
“Quikrete” Roof Tile Mortar, FL-15	Premixed, pre-bagged gray roof tile mortar.	The Quikrete Companies, Inc.



NOA No.: 21-0420.04  
Expiration Date: 05/02/24  
Approval Date: 08/26/21  
Page 2 of 9

## 2.2 MANUFACTURING LOCATION

1. Okeechobee, Florida

## 2.3 SUBMITTED EVIDENCE:

<u>Test Agency</u>	<u>Test Identifier</u>	<u>Test Name/Report</u>	<u>Date</u>
Redland Technologies	7161-03 Appendix III	PA 102 & PA 102(A)	Dec. 1991
	7161-03 Appendix II	PA 108 (Nail-On)	Dec. 1991
	Letter	PA 108 (Nail-On)	Aug. 1994
	P0631-01	PA 108 (Mortar Set)	July 1994
	P0402	Withdrawal Resistance Testing of screw vs. smooth shank nails	Sept. 1993
The Center for Applied Engineering, Inc.	94-060A	PA 101 (Mortar Set)	March, 1994
	94-084	PA 101 (Adhesive Set)	May 1994
	25-7094-2	PA 102 (4" Headlap, Nails, Direct Deck, New Construction)	Oct. 1994
	25-7094-8	PA 102 (4" Headlap, Nails, Battens)	Oct. 1994
	25-7094-5	PA 102 (4" Headlap, Nails, Direct Deck, Recover/Reroof)	Oct. 1994
	25-7183-6	PA 102 (2 Quik-Drive Screws, Direct Deck)	Feb. 1995
	25-7183-5	PA 102 (2 Quik-Drive Screws, Battens)	Feb. 1995
	25-7214-1	PA 102 (1 Quik-Drive Screw, Direct Deck)	March, 1995
	25-7214-5	PA 102 (1 Quik-Drive Screw, Battens)	March, 1995
	Project No. 307025 Test #MDC-77	PA 100	Oct. 1994
Celotex Corporation Testing Service	520109-1	PA 101	Dec. 1998
	520111-4	PA 101	March 1999
	520191-1	PA 101	March 1999
Walker Engineering, Inc.	Calculations	Aerodynamic Multiplier	October 2007
	Calculations	Moment of Gravity	August 2007
	Calculations	25-7094	February 1996
	Calculations	25-7496	April 1996
	Calculations	25-7584	December 1996
	Calculations	25-7804b-8	December 1996
	Calculations	25-7804-4 & 5	December 1996
	Calculations	25-7848-6	December 1996
	Calculations	25-7183	March 1995
	Calculations	Aerodynamic Multipliers	April 1999
	Calculations	Two Paddy Adhesive Set System	April 1999
American Test Lab of South Florida	TAS 112	RT1023.01-18	October 30, 2018
Walker Engineering, Inc.	Calculations	Restoring Moment Aerodynamic Multipliers	March 29, 2018
PRI Construction Material	BORR-022-02-01	TAS 101	02/25/2019



### 3. LIMITATIONS

- 3.1 Fire classification is not part of this acceptance.
- 3.2 For mortar or adhesive set tile applications, a static field uplift test shall be performed in accordance with TAS 106.
- 3.3 Applicant shall retain the services of a Miami-Dade County Certified Laboratory to perform quarterly test in accordance with TAS 112, appendix 'A'. Such testing shall be submitted to the Miami-Dade Product Control office for review.
- 3.4 Minimum underlayment shall be in compliance with the applicable Roofing Applications Standards listed section 4.1 herein.
- 3.5 Mechanically attached tiles minimum 4/12 slope.
- 3.6 30/90 hot mopped underlayment applications may be installed perpendicular to the roof slope unless stated otherwise by the underlayment material manufacturers published literature.
- 3.7 This acceptance is for wood deck applications. Minimum deck requirements shall be in compliance with applicable building code.
- 3.8 All products listed herein shall have a quality assurance audit in accordance with the Florida Building Code and Rule 61G20-3 of the Florida Administrative Code.

### 4. INSTALLATION

- 4.1 Saxony 900-Slate & Split Slate, Saxony 900- Shake & Saxony 900- Split Shake and its components shall be installed in strict compliance with Roofing Application Standard RAS 118, RAS 119, and RAS 120.
- 4.2 Data For Attachment Calculations

**Table 1: Average Weight (W) and Dimensions (l x w )**

Tile Profile	Weight-W (lbf)	Length-l (ft.)	Width-w (ft)
Saxony 900-Slate & Split Slate, Saxony 900- Shake & Saxony 900- Split Shake	10.9	1.42	1.08

**Table 2: Aerodynamic Multipliers -  $\lambda$  (ft<sup>3</sup>)**

Tile Profile	$\lambda$ (ft <sup>3</sup> ) Batten Application	$\lambda$ (ft <sup>3</sup> ) Direct Deck Application
Saxony 900-Slate & Split Slate, Saxony 900- Shake & Saxony 900- Split Shake	0.291	0.315

Table 3: Restoring Moments due to Gravity - M <sub>g</sub> (ft.-lbf)												
Tile Profile	2":12"		3":12"		4":12"		5":12"		6":12"		7":12" or greater	
Saxony 900-Slate & Split Slate, Saxony 900-Shake & Saxony 900- Split Shake	Battens	Direct Deck	Battens	Direct Deck	Battens	Direct Deck	Battens	Direct Deck	Battens	Direct Deck	Battens	Direct Deck
	N/A	7.70	N/A	7.63	4.74	7.51	4.65	7.71	4.53	7.17	4.40	6.97

Table 4: Attachment Resistance Expressed as a Moment - M <sub>r</sub> (ft.-lbf) for Mechanically Attached Systems				
Tile Profile	Fastener Type	Direct Deck (min 15/32" plywood)	Direct Deck (min. 19/32" plywood)	Battens
Saxony 900-Slate & Split Slate, Saxony 900- Shake & Saxony 900- Split Shake	2-10d Ring Shank Nails	30.9	38.1	17.2
	1-10d Smooth or Screw Shank Nail	7.3	9.8	4.9
	2-10d Smooth or Screw Shank Nails	14.0	18.8	7.4
	1 #8 Screw	30.8	30.8	18.2
	2 #8 Screw	51.7	51.7	24.4
	1-10d Smooth or Screw Shank Nail (Field Clip)	24.3	24.3	24.2
	1-10d Smooth or Screw Shank Nail (Eave Clip)	19.0	19.0	22.1
	2-10d Smooth or Screw Shank Nails (Field Clip)	35.5	35.5	34.8
	2-10d Smooth or Screw Shank Nails (Eave Clip)	31.9	31.9	32.2
	2-10d Ring Shank Nails <sup>1</sup>	50.3	65.5	48.3
1 Installation with a 4" tile headlap and fasteners are located a min. of 2½" from head of tile.				

**Table 5: Attachment Resistance Expressed as a Moment  $M_r$  (ft-lbf)  
for Two Paddy Adhesive<sup>2</sup> Set Systems**

Tile Profile	Tile Application	Minimum Attachment Resistance
Saxony 900 Slate &, Shake & Split Shake	TILE BOND™ Roof Tile Adhesive	63 <sup>3</sup>
	TILE BOND™ Roof Tile Adhesive	65 <sup>4</sup>
	ICP Adhesives Polyset® AH-160	31.3 <sup>5</sup>
	Touch 'N Seal StormBond® 2	59 <sup>6</sup>
	Touch 'N Seal StormBond® (one component)	105 <sup>7</sup>

2 See foam adhesive manufacturer's component approval for installation requirements.

3 Medium paddy weight of 8 grams per paddy of TILE BOND™ Roof Tile Adhesive

4 Medium paddy weight of 16 grams per paddy of TILE BOND™ Roof Tile Adhesive

5 Medium paddy weight of 8 grams per paddy of Polyset® AH-160

6 Medium paddy weight of 8 grams per paddy of Touch 'N Seal StormBond® 2

7 Medium paddy weight of 18.7 grams between tile and underlayment, paddy weight of 10.5 grams on overlap of tile of Touch 'N Seal StormBond® (one component)

**Table 6: Attachment Resistance Expressed as a Moment -  $M_r$  (ft-lbf)  
for Single Paddy Adhesive Set Systems**

Tile Profile	Tile Application	Minimum Attachment Resistance
Saxony 900 Slate &, Shake & Split Shake	ICP Adhesives Polyset® AH-160	119 <sup>8</sup>
	ICP Adhesives Polyset® AH-160	115 <sup>9</sup>
	ICP Adhesives Polyset® AH-160	83 <sup>10</sup>
	ICP Adhesives Polyset® AH-160	60 <sup>11</sup>
	Touch 'N Seal StormBond® 2	93 <sup>12</sup>
	Touch 'N Seal StormBond® 2	62 <sup>13</sup>

8 Large paddy weight of 45 grams of Polyset® AH-160

9 Large paddy weight of 34 grams of Polyset® AH-160

10 Large paddy weight of 24 grams of Polyset® AH-160

11 Large paddy weight of 18 grams of Polyset® AH-160

12 Large paddy weight of 45 grams of Touch 'N Seal StormBond® 2

13 Large paddy weight of 24 grams of Touch 'N Seal StormBond® 2

**Table 7: Attachment Resistance Expressed as a Moment -  $M_r$  (ft-lbf)  
for Mortar Set Systems**

Tile Profile	Tile Application	Attachment Resistance
Saxony 900 Slate &, Shake & Split Shake	Mortar Set <sup>13</sup>	43.9

14 Bermuda Roof Co. Inc. Tile-Tite Roof Tile Mortar.

## 5. LABELING

All tiles shall bear the imprint or identifiable marking of the manufacturer's name or logo (See **Detail Below**), or following statement: "Miami-Dade County Product Control Approved".

**BORAL**

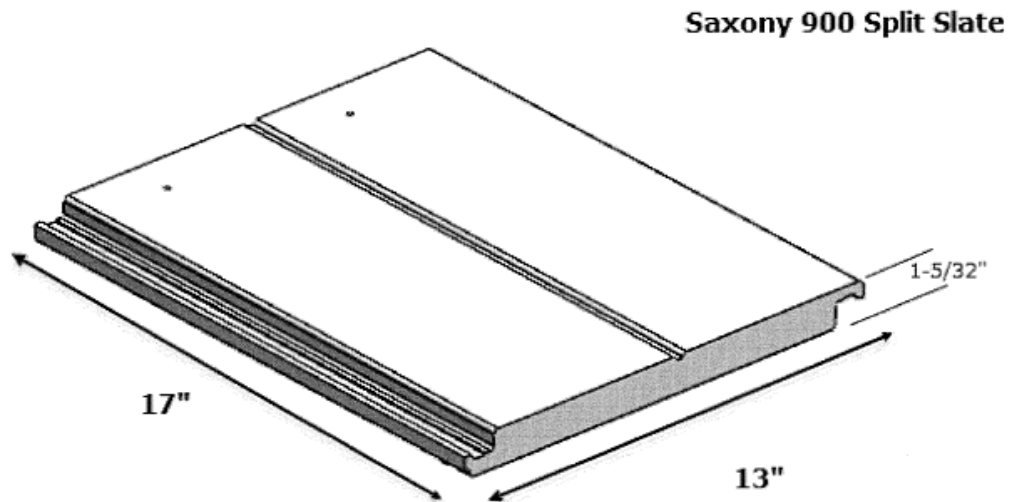
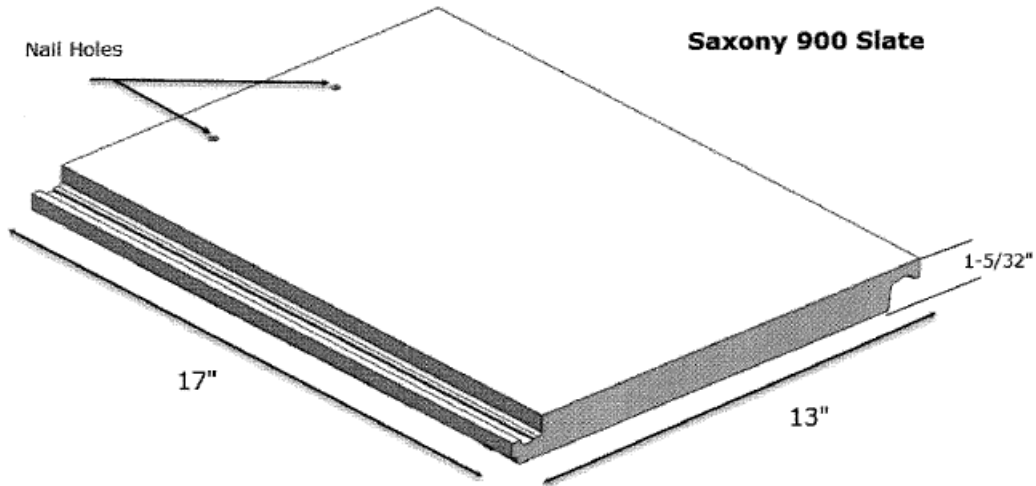
(LOCATED ON UNDERSIDE OF TILE)

## 6. BUILDING PERMIT REQUIREMENTS:



- 6.1 Application for building permit shall be accompanied by copies of the following:
  - 6.1.1 This Notice of Acceptance.
  - 6.1.2 Any other documents required by Building Official or Applicable building code in order to properly evaluate the installation of this system.



## PROFILE DRAWINGS







**END OF THIS ACCEPTANCE**