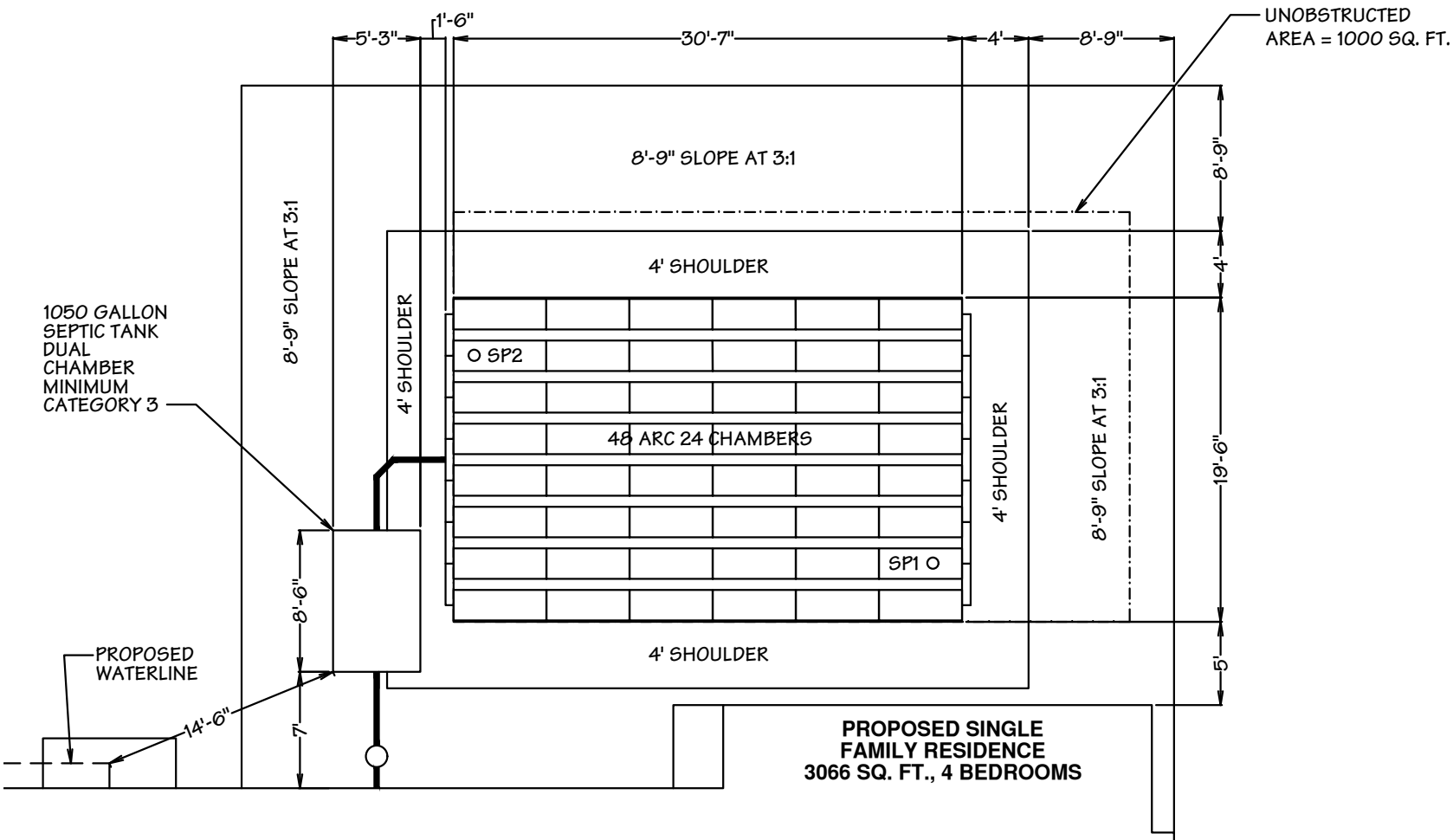


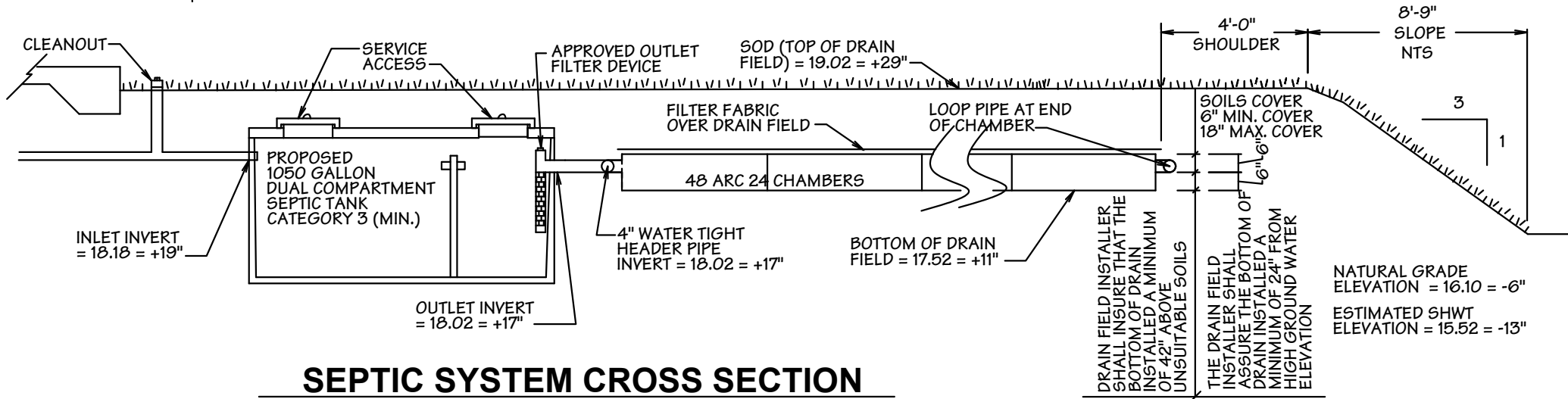
SEPTIC SYSTEM SITE LAYOUT PLAN
SCALE: 1" = 50'

SEPTIC SYSTEM: DESIGN FLOW: 400 GALLONS PER DAY SYSTEM DESIGN CRITERIA: 3066 SQ. FT., 4 BEDROOMS SYSTEM TYPE: MOUND BED LOADING FACTOR: 0.6 TANK SIZING: PROPOSED 1050 GALLON DUAL COMPARTMENT SEPTIC TANK MINIMUM CATEGORY 3 DRAINFIELD SIZE REQUIRED: 400 / 0.6 = 667 SQ. FT. DRAINFIELD SIZE PROVIDED: 48 ARC 24 CHAMBERS RATED AT 15 SQ. FT./ CHAMBER 48 x 15 = 720 SQ. FT. UNOBSTRUCTED AREA REQUIRED: 1000 SQ.FT. UNOBSTRUCTED AREA PROVIDED: 1000 SQ.FT.	GENERAL NOTES: 1. THIS DRAWING IS NOT A SURVEY 2. THIS DRAWING IS TO BE USED FOR SEPTIC SYSTEM PERMITTING AND INSTALLATION ONLY 3. THE CONTRACTOR SHALL ENSURE ALL STRUCTURES MEET ALL SETBACK REQUIREMENTS PRIOR TO COMMENCEMENT OF CONSTRUCTION. 4. Δ = SEPTIC ELEVATION REFERENCE MARKER 5. LOT NEARLY LEVEL 6. NO OFF-SITE FEATURES OTHER THAN SHOWN 7. SP1 USED FOR ESHWT TO DETERMINE BODF ELEVATION 8. INSTALL DRAINFIELD AS SHOWN OR AN EQUIVALENT THEREOF 9. DRAIN FIELD INSTALLER SHALL INSURE THAT THE SOILS COVER ABOVE THE TANKS DOES NOT EXCEED 18". IF THE COVER OVER THE TANKS EXCEEDS 18" THE TANKS WILL NEED TO BE CATEGORY 4.	LEGAL DESCRIPTION: E 180FT OF TR 74 GOLDEN GATE EST UNIT 64 COLLIER COUNTY, FLORIDA FOLIO # 39896960008	SEPTIC DRAINFIELD FOR: GG 64 LLC 39TH AVENUE NE COLLIER COUNTY, FLORIDA 34120	DATE: 11/10/2023 SCALE: AS SHOWN FILE #: DDD-23-218 DRAWN BY: JBK & TC REVISIONS <table><tr><th>DATE</th><th>MARK</th><th>REMARKS</th></tr><tr><td> </td><td> </td><td> </td></tr><tr><td> </td><td> </td><td> </td></tr><tr><td> </td><td> </td><td> </td></tr><tr><td> </td><td> </td><td> </td></tr><tr><td> </td><td> </td><td> </td></tr><tr><td> </td><td> </td><td> </td></tr><tr><td> </td><td> </td><td> </td></tr></table>	DATE	MARK	REMARKS																						DRAINFIELD DESIGN & DENSITY, CORP. FLORIDA ENGINEERING BUSINESS #27909 770 22ND STREET S.E. NAPLES, FLORIDA 34117 OFFICE: (239) 963-8791 FAX: (239) 206-4440 E-MAIL dac870@aol.com PG 1 OF 2
DATE	MARK	REMARKS																											



SEPTIC SYSTEM LAYOUT PLAN

SCALE: 1" = 10'



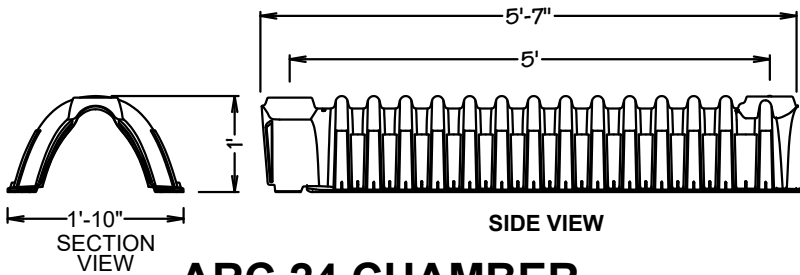
SEPTIC SYSTEM CROSS SECTION

NOT TO SCALE

DRAIN FIELD INSTALLER SHALL INSURE THAT THE SOILS COVER ABOVE THE TANKS DOES NOT EXCEED 18".

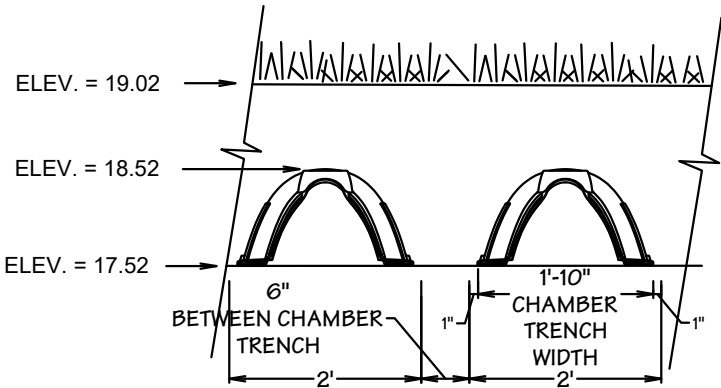
IF THE COVER OVER THE TANKS EXCEEDS 18" THE TANKS WILL NEED TO BE CATEGORY 4.

TO AVOID REQUIRING SEPTIC PUMP TANK, THE BUILDING CONTRACTOR SHOULD REVIEW DRAIN FIELD ELEVATIONS WITH PLUMBER BEFORE SETTING FINISHED FLOOR ELEVATION



ARC 24 CHAMBER

NOT TO SCALE



ADS ARC 24 BED LAYOUT

NOT TO SCALE

SEPTIC SYSTEM: DESIGN FLOW: 400 GALLONS PER DAY SYSTEM DESIGN CRITERIA: 3066 SQ. FT., 4 BEDROOMS SYSTEM TYPE: MOUND BED LOADING FACTOR: 0.6 TANK SIZING: PROPOSED 1050 GALLON DUAL COMPARTMENT SEPTIC TANK MINIMUM CATEGORY 3 DRAINFIELD SIZE REQUIRED: 400 / 0.6 = 667 SQ. FT. DRAINFIELD SIZE PROVIDED: 48 ARC 24 CHAMBERS RATED AT 15 SQ. FT./ CHAMBER 48 x 15 = 720 SQ. FT. UNOBSTRUCTED AREA REQUIRED: 1000 SQ.FT. UNOBSTRUCTED AREA PROVIDED: 1000 SQ.FT.		GENERAL NOTES: 1. THIS DRAWING IS NOT A SURVEY 2. THIS DRAWING IS TO BE USED FOR SEPTIC SYSTEM PERMITTING AND INSTALLATION ONLY. 3. THE CONTRACTOR SHALL ENSURE ALL STRUCTURES MEET ALL SETBACK REQUIREMENTS PRIOR TO COMMENCEMENT OF CONSTRUCTION. 4. Δ = SEPTIC ELEVATION REFERENCE MARKER 5. LOT NEARLY LEVEL 6. NO OFF-SITE FEATURES OTHER THAN SHOWN 7. SP1 USED FOR ESHWT TO DETERMINE BODF ELEVATION 8. INSTALL DRAINFIELD AS SHOWN OR AN EQUIVALENT THEREOF 9. DRAIN FIELD INSTALLER SHALL INSURE THAT THE SOILS COVER ABOVE THE TANKS DOES NOT EXCEED 18". IF THE COVER OVER THE TANKS EXCEEDS 18" THE TANKS WILL NEED TO BE CATEGORY 4.		LEGAL DESCRIPTION: E 180FT OF TR 74 GOLDEN GATE EST UNIT 64 COLLIER COUNTY, FLORIDA FOLIO # 39896960008		SEPTIC DRAINFIELD FOR: GG 64 LLC 39TH AVENUE NE COLLIER COUNTY, FLORIDA 34120		DATE: 11/10/2023 SCALE: AS SHOWN FILE #: DDD-23-218 DRAWN BY: JBK & TC REVISIONS <table><tr><th>DATE</th><th>MARK</th><th>REMARKS</th></tr><tr><td> </td><td> </td><td> </td></tr><tr><td> </td><td> </td><td> </td></tr><tr><td> </td><td> </td><td> </td></tr><tr><td> </td><td> </td><td> </td></tr><tr><td> </td><td> </td><td> </td></tr><tr><td> </td><td> </td><td> </td></tr><tr><td> </td><td> </td><td> </td></tr></table>		DATE	MARK	REMARKS																						DRAINFIELD DESIGN & DENSITY, CORP. FLORIDA ENGINEERING BUSINESS #27909 770 22ND STREET S.E. NAPLES, FLORIDA 34117 OFFICE: (239) 963-8791 FAX: (239) 206-4440 E-MAIL dac870@aol.com	
DATE	MARK	REMARKS																																	

PG 2 OF 2